



UL Verification Services Inc.
7036 Snowdrift Road
Allentown, PA 18106
610-774-1300

Photometric Indoor Test Report

Relevant Standards
IES LM-79-2008
ANSI C82.77-2002

Prepared For
Elemental LED Inc, DBA Diode LED
Wes Buck
Suite 211, 1195 Park Ave.
Emeryville, CA 94608
United States

Catalog Number
Fencer™ 120V Under Cabinet Fixture DI-13xx-32-yy-30-90
Project Number
10458922
Test Number
738583

Test Date

2014-09-03

Prepared By

Handwritten signature of Javier Caban in black ink.

Javier Caban, Technician

Approved By

Handwritten signature of Eric M. Gaudreau in black ink.

Eric Gaudreau, Engineering Project Handler


The results contained in this report pertain only to the tested sample.
This report shall not be reproduced, except in full, without written approval of Underwriters Laboratories.



UL Verification Services Inc.
7036 Snowdrift Road
Allentown, PA 18106
610-774-1300

Luminaire Description: White aluminum housing, frosted plastic lens
Catalog Number: Fencer™ 120V Under Cabinet Fixture DI-13xx-32-yy-30-90
Lamp: 27white LEDs
Mounting: Surface
Ballast/Driver: LED power supply

Luminaire

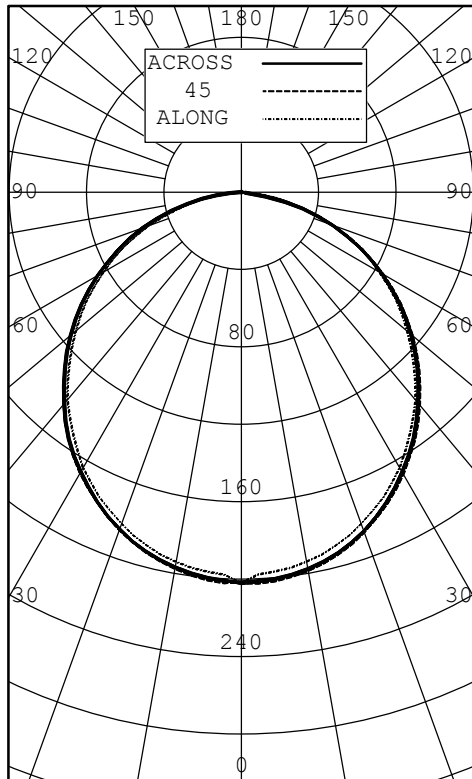


Test Conditions

Test Temperature:	25.3 °C
Voltage:	120.0 VAC
Current:	0.09600 A
Power:	10.11 W
Power Factor:	0.878
Frequency:	60 Hz
Current THD:	53.2 %



INTENSITY (CANDLEPOWER) SUMMARY OUTPUT
 BEAM SIDE LUMENS



ANGLE	ALONG	67.5	45	22.5	ACROSS	OUTPUT LUMENS
0	202	202	202	202	202	
5	197	204	202	201	201	10
10	194	201	199	198	198	
15	189	196	194	194	193	27
20	182	189	187	187	186	
25	174	181	178	178	177	41
30	164	170	168	167	167	
35	152	158	156	156	155	49
40	140	145	143	143	142	
45	126	132	130	130	129	50
50	112	117	116	115	115	
55	98	102	101	100	99	45
60	82	86	85	84	84	
65	67	70	69	68	68	34
70	51	53	52	51	50	
75	34	36	35	33	33	18
80	19	20	18	15	13	
85	6	6	1	0	0	3
90	0	0	0	0	0	

BOTH SIDES
 ZONAL LUMENS AND PERCENTAGES

ZONE	LUMENS	% LUMINAIRE
0-30	155	28.05
0-40	253	45.61
0-60	442	79.77
0-90	554	100.00
40-90	301	54.39
60-90	112	20.23
90-180	0	0.00
0-180	554	100.00

EFFICACY (LUMENS PER WATT): 54.8

*** THIS IS AN ABSOLUTE TEST ***

LUMINOUS LENGTH: 1.125 INS
 WIDTH: 32.250 INS

LUMINANCE SUMMARY - CD./SQ.M.

BEAM SIDE			
ANGLE	ALONG	45	ACROSS
45	7612	7884	7805
55	7299	7521	7431
65	6772	6989	6849
75	5612	5751	5401
85	2941	442	0

TESTED IN ACCORDANCE WITH IES PROCEDURES.



BEAM SIDE
 INTENSITY (CANDLEPOWER) DATA
 IN 2.5 DEGREE STEPS

ANGLE	PLANE						OUTPUT LUMENS
	ALONG	67.5	45	22.5	ACROSS	AVERAGE	
0.0	202	202	202	202	202	202	
2.5	198	205	203	202	201	202	
5.0	197	204	202	201	201	202	10
7.5	196	203	201	200	200	200	
10.0	194	201	199	198	198	199	
12.5	192	199	197	196	196	196	
15.0	189	196	194	194	193	194	27
17.5	186	193	191	190	190	191	
20.0	182	189	187	187	186	187	
22.5	178	185	183	183	182	183	
25.0	174	181	178	178	177	178	41
27.5	169	176	173	173	172	173	
30.0	164	170	168	167	167	168	
32.5	158	164	162	162	161	162	
35.0	152	158	156	156	155	156	49
37.5	146	152	150	150	149	150	
40.0	140	145	143	143	142	143	
42.5	133	139	137	136	136	137	
45.0	126	132	130	130	129	130	50
47.5	119	124	123	123	122	123	
50.0	112	117	116	115	115	115	
52.5	105	110	108	108	107	108	
55.0	98	102	101	100	99	100	45
57.5	90	94	93	92	92	92	
60.0	82	86	85	84	84	85	
62.5	75	78	77	76	75	76	
65.0	67	70	69	68	68	69	34
67.5	59	62	61	60	59	60	
70.0	51	53	52	51	50	52	
72.5	42	45	43	42	42	43	
75.0	34	36	35	33	33	34	18
77.5	26	28	26	25	23	26	
80.0	19	20	18	15	13	17	
82.5	12	12	10	4	2	8	
85.0	6	6	1	0	0	2	3
87.5	1	0	0	0	0	0	
90.0	0	0	0	0	0	0	



OPPOSITE SIDE TO BEAM
INTENSITY (CANDLEPOWER) DATA
IN 2.5 DEGREE STEPS

ANGLE	PLANE						OUTPUT LUMENS
	ALONG	112.5	135	157.5	ACROSS	AVERAGE	
0.0	202	202	202	202	202	202	
2.5	198	205	202	201	201	202	
5.0	197	204	201	201	200	201	10
7.5	196	202	200	199	199	199	
10.0	194	200	198	197	197	198	
12.5	192	197	196	195	195	195	
15.0	189	195	193	192	192	192	27
17.5	186	191	189	189	189	189	
20.0	182	187	186	185	185	186	
22.5	178	183	182	181	181	181	
25.0	174	179	177	177	177	177	41
27.5	169	174	172	172	172	172	
30.0	164	169	167	167	167	167	
32.5	158	163	162	162	161	162	
35.0	152	157	156	156	156	156	49
37.5	146	151	150	150	150	150	
40.0	140	144	143	143	143	143	
42.5	133	137	137	136	136	136	
45.0	126	130	129	130	129	129	50
47.5	119	123	123	123	123	122	
50.0	112	116	115	116	116	115	
52.5	105	108	108	109	108	108	
55.0	98	101	101	101	101	100	45
57.5	90	93	93	93	94	93	
60.0	82	85	85	86	86	85	
62.5	75	77	77	78	78	77	
65.0	67	69	70	70	70	69	34
67.5	59	61	62	62	63	61	
70.0	51	53	54	54	55	53	
72.5	42	44	45	46	47	45	
75.0	34	36	37	38	38	37	19
77.5	26	28	29	29	29	28	
80.0	19	20	21	21	21	20	
82.5	12	13	13	13	13	13	
85.0	6	6	6	6	6	6	4
87.5	1	1	1	0	0	1	
90.0	0	0	0	0	0	0	



COEFFICIENTS OF UTILIZATION

ZONAL CAVITY METHOD

EFFECTIVE FLOOR CAVITY REFLECTANCE = .20

CC WALL	90				80				70				50				30				10				0	
	70	50	30	10	70	50	30	10	70	50	30	10	50	30	10	50	30	10	50	30	10	50	30	10	0	
RCR	0	1.221	.221	.221	.22	1.191	.191	.191	.19	1.161	.161	.161	.16	1.111	.111	.111	.11	1.061	.061	.061	.06	1.021	.021	.021	.02	1.00
	1	1.121	.071	.031	.00	1.101	.051	.020	.98	1.071	.031	.000	.96	0.990	.960	.93	0.950	.930	.91	0.920	.900	.88	0.86			
	2	1.030	.950	.890	.83	1.010	.930	.870	.82	0.980	.910	.860	.81	0.880	.830	.79	0.850	.810	.77	0.820	.790	.76	0.73			
	3	0.950	.840	.760	.70	0.920	.820	.750	.69	0.900	.810	.740	.68	0.780	.720	.67	0.750	.700	.66	0.730	.690	.65	0.63			
	4	0.870	.750	.660	.60	0.850	.740	.660	.60	0.830	.730	.650	.59	0.700	.640	.58	0.680	.620	.58	0.660	.610	.57	0.55			
	5	0.810	.670	.580	.51	0.780	.660	.580	.51	0.760	.650	.570	.51	0.630	.560	.51	0.610	.550	.50	0.590	.540	.49	0.47			
	6	0.740	.600	.510	.45	0.720	.590	.510	.45	0.700	.580	.500	.44	0.570	.490	.44	0.550	.480	.44	0.530	.480	.43	0.41			
	7	0.680	.540	.450	.39	0.660	.530	.450	.39	0.650	.520	.440	.38	0.510	.430	.38	0.490	.430	.38	0.480	.420	.37	0.36			
	8	0.630	.490	.400	.34	0.620	.480	.400	.34	0.600	.470	.400	.34	0.460	.390	.34	0.450	.380	.34	0.440	.380	.33	0.31			
	9	0.580	.450	.360	.30	0.570	.440	.360	.30	0.560	.430	.350	.30	0.420	.350	.30	0.410	.340	.30	0.400	.340	.29	0.28			
	10	0.540	.410	.320	.27	0.530	.400	.320	.27	0.520	.390	.320	.27	0.380	.310	.27	0.370	.310	.26	0.370	.310	.26	0.24			

THE ABOVE COEFFICIENTS HAVE BEEN CALCULATED BASED ON LUMINAIRE LUMENS
 BECAUSE IN AN ABSOLUTE TEST THE BARE LAMP LUMENS ARE UNKNOWN.
 LIGHTING DESIGN CALCULATIONS MADE USING THESE COEFFICIENTS SHOULD
 THEREFORE USE THE LUMINAIRE LUMENS IN THE CALCULATION FORMULA

LABORATORY RESULTS MAY NOT BE REPRESENTATIVE OF FIELD PERFORMANCE.
 BALLAST AND FIELD FACTORS HAVE NOT BEEN APPLIED.

TEST DISTANCE EXCEEDS FIVE TIMES THE GREATEST
 LUMINOUS OPENING OF LUMINAIRE.

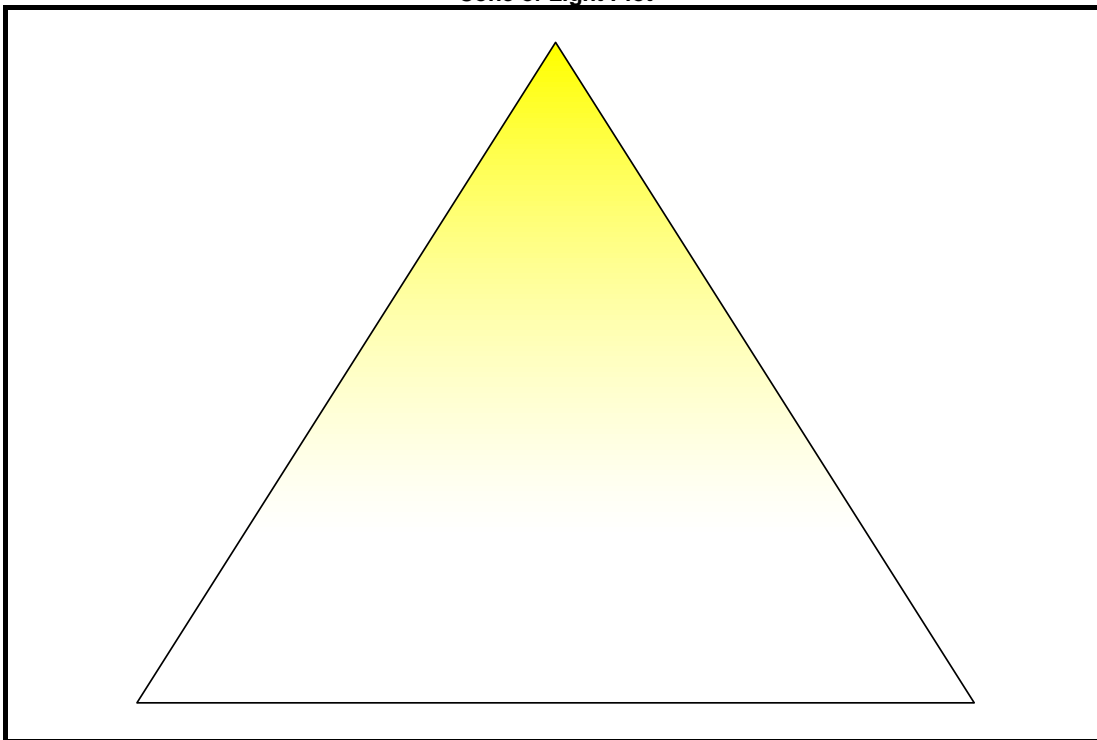


Cone of Light

Cone Of Light Tabulation

Mounting Height (Feet)	Footcandles at Nadir	Diameter (Feet)
4.00	12.7	4.93
6.00	5.65	7.39
8.00	3.18	9.86
10.0	2.03	12.3
12.0	1.41	14.8
14.0	1.04	17.3
16.0	0.794	19.7

Cone of Light Plot





UL Verification Services Inc.
7036 Snowdrift Road
Allentown, PA 18106
610-774-1300

Integrating Sphere Test Report

Relevant Standards
IES LM-79-2008
ANSI C78.377-2011, ANSI C82.77-2002
CIE 13.3-1995, CIE 15-2004

Prepared For
Elemental LED Inc, DBA Diode LED
Wes Buck
Suite 211, 1195 Park Ave.
Emeryville, CA 94608
United States

Catalog Number
Fencer™ 120V Under Cabinet Fixture DI-13xx-8-yy-30-90

Order Number
10458922
Test Number
738579

Test Date
2014-09-03

Prepared By

Javier Caban

Javier Caban, Technician

Approved By

Eric M. Gaudreau

Eric Gaudreau, Engineering Project Handler

The results contained in this report pertain only to the tested sample.
This report shall not be reproduced, except in full, without written approval of Underwriters Laboratories.



Luminaire Description: White aluminum housing, frosted plastic lens
Catalog Number: Fencer™ 120V Under Cabinet Fixture DI-13xx-8-yy-30-90
Lamp: 7 white LEDs
Mounting: Surface
Ballast/Driver: LED power supply

Luminaire



Summary of Results

Radiant Flux:	434.7 mW
Luminous Flux:	115.7 Lumens
Luminaire Efficacy:	39.5 Lumens/Watt
CCT:	3204 K
CRI (Ra):	98.1
Chromaticity (x):	0.4204
Chromaticity (y):	0.3929
Chromaticity (u):	0.2446
Chromaticity (v):	0.3430
Duv:	-0.0022

Test Conditions

Test Temperature:	24.9 °C
Voltage:	120.0 VAC
Current:	0.03595 A
Power:	2.932 W
Power Factor:	0.679
Frequency:	60 Hz
Current THD:	92.6 %

Testing was performed in a 2-meter integrating sphere using the 4 π geometry method.

Absorption correction was employed for this measurement.

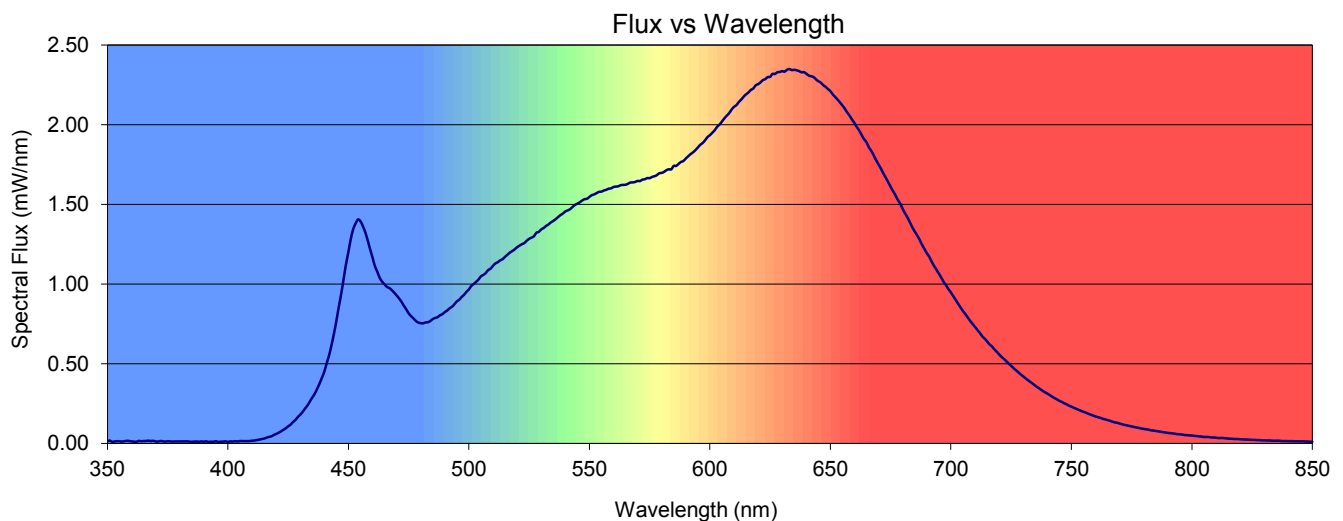
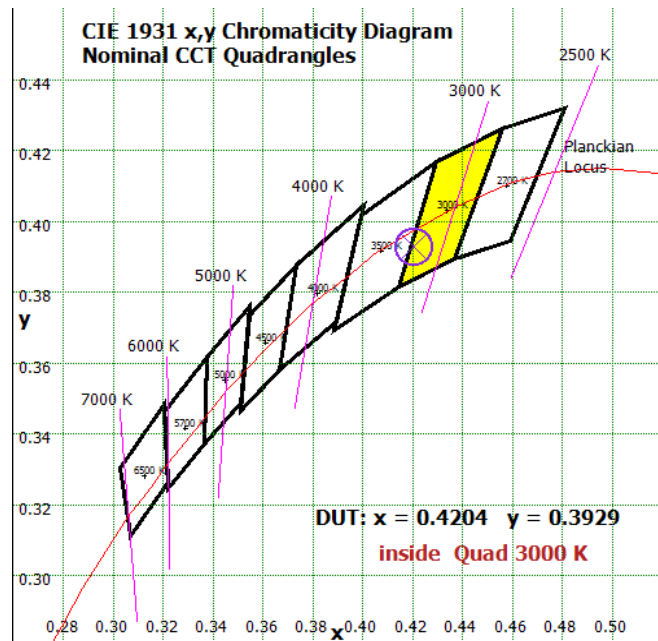
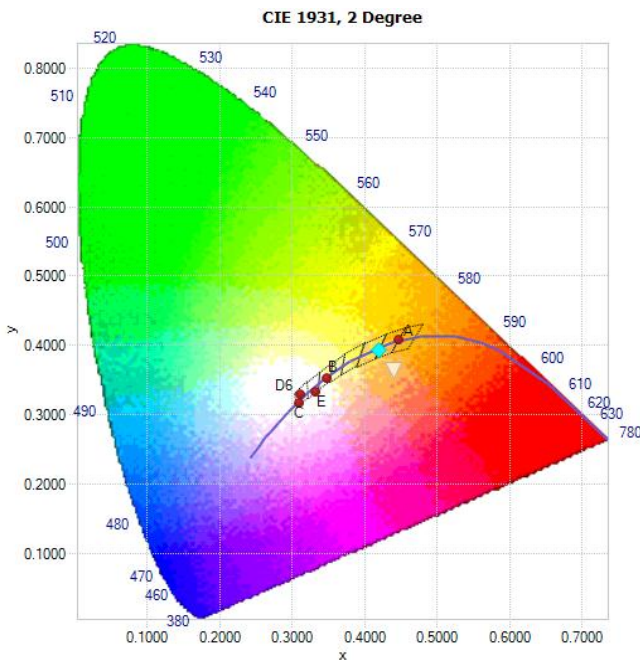


Chromaticity Coordinates

x	y	u	v	u'	v'	Duv
0.4204	0.3929	0.2446	0.3430	0.2446	0.5144	-0.0022

Color Rendering Index Detail

Ra (CRI)	R1	R2	R3	R4	R5	R6	R7	R8	R9	R10	R11	R12	R13	R14
98.1	98.6	98.9	97.9	99.2	98.5	96.8	97.4	97.3	95.5	99.3	98.4	83.7	98.6	97.9





Spectral Power Distribution

λ (nm)	mW/nm	λ (nm)	mW/nm	λ (nm)	mW/nm	λ (nm)	mW/nm	λ (nm)	mW/nm	λ (nm)	mW/nm	λ (nm)	mW/nm
350	0.0152	422	0.0759	494	0.874	566	1.63	638	2.33	710	0.732	782	0.0870
351	0.0183	423	0.0857	495	0.892	567	1.64	639	2.33	711	0.712	783	0.0831
352	0.0105	424	0.0956	496	0.902	568	1.64	640	2.32	712	0.694	784	0.0813
353	0.0130	425	0.108	497	0.920	569	1.64	641	2.31	713	0.674	785	0.0789
354	0.0145	426	0.118	498	0.933	570	1.65	642	2.30	714	0.658	786	0.0770
355	0.0138	427	0.134	499	0.952	571	1.65	643	2.30	715	0.641	787	0.0739
356	0.0121	428	0.147	500	0.966	572	1.66	644	2.29	716	0.623	788	0.0717
357	0.0143	429	0.166	501	0.989	573	1.66	645	2.27	717	0.610	789	0.0691
358	0.0168	430	0.181	502	1.00	574	1.67	646	2.26	718	0.592	790	0.0665
359	0.0158	431	0.198	503	1.01	575	1.66	647	2.25	719	0.576	791	0.0653
360	0.0135	432	0.219	504	1.03	576	1.67	648	2.24	720	0.560	792	0.0633
361	0.0119	433	0.238	505	1.05	577	1.68	649	2.22	721	0.544	793	0.0610
362	0.0107	434	0.264	506	1.06	578	1.68	650	2.21	722	0.531	794	0.0587
363	0.0165	435	0.288	507	1.07	579	1.70	651	2.19	723	0.517	795	0.0577
364	0.0142	436	0.311	508	1.09	580	1.70	652	2.17	724	0.501	796	0.0558
365	0.0158	437	0.342	509	1.10	581	1.70	653	2.16	725	0.488	797	0.0534
366	0.0158	438	0.375	510	1.12	582	1.72	654	2.14	726	0.473	798	0.0526
367	0.0178	439	0.412	511	1.13	583	1.72	655	2.12	727	0.460	799	0.0510
368	0.0155	440	0.451	512	1.14	584	1.72	656	2.10	728	0.447	800	0.0502
369	0.0169	441	0.504	513	1.15	585	1.74	657	2.08	729	0.433	801	0.0477
370	0.0135	442	0.554	514	1.16	586	1.74	658	2.06	730	0.422	802	0.0470
371	0.0119	443	0.617	515	1.17	587	1.75	659	2.03	731	0.409	803	0.0449
372	0.0161	444	0.688	516	1.18	588	1.77	660	2.01	732	0.398	804	0.0434
373	0.0138	445	0.768	517	1.20	589	1.77	661	1.98	733	0.386	805	0.0408
374	0.0121	446	0.856	518	1.21	590	1.79	662	1.96	734	0.375	806	0.0413
375	0.0145	447	0.936	519	1.22	591	1.80	663	1.93	735	0.363	807	0.0408
376	0.0135	448	1.03	520	1.23	592	1.82	664	1.91	736	0.352	808	0.0384
377	0.0118	449	1.12	521	1.24	593	1.83	665	1.89	737	0.342	809	0.0379
378	0.0129	450	1.20	522	1.25	594	1.84	666	1.86	738	0.331	810	0.0365
379	0.0129	451	1.28	523	1.26	595	1.86	667	1.84	739	0.322	811	0.0343
380	0.0131	452	1.34	524	1.27	596	1.87	668	1.81	740	0.313	812	0.0347
381	0.0132	453	1.38	525	1.28	597	1.89	669	1.78	741	0.305	813	0.0343
382	0.0129	454	1.41	526	1.29	598	1.90	670	1.75	742	0.294	814	0.0328
383	0.0137	455	1.39	527	1.30	599	1.92	671	1.72	743	0.285	815	0.0312
384	0.0117	456	1.36	528	1.32	600	1.93	672	1.69	744	0.277	816	0.0300
385	0.0109	457	1.33	529	1.33	601	1.95	673	1.67	745	0.268	817	0.0293
386	0.0118	458	1.27	530	1.34	602	1.97	674	1.64	746	0.261	818	0.0282
387	0.0126	459	1.22	531	1.35	603	1.99	675	1.61	747	0.253	819	0.0283
388	0.0107	460	1.17	532	1.36	604	2.00	676	1.58	748	0.246	820	0.0270
389	0.0130	461	1.11	533	1.37	605	2.02	677	1.56	749	0.238	821	0.0261
390	0.0112	462	1.08	534	1.39	606	2.04	678	1.53	750	0.231	822	0.0253
391	0.0135	463	1.04	535	1.40	607	2.06	679	1.50	751	0.225	823	0.0249
392	0.00980	464	1.02	536	1.41	608	2.07	680	1.47	752	0.218	824	0.0238
393	0.0114	465	1.000	537	1.42	609	2.09	681	1.44	753	0.211	825	0.0229
394	0.0107	466	0.982	538	1.43	610	2.11	682	1.42	754	0.205	826	0.0228
395	0.0143	467	0.976	539	1.44	611	2.12	683	1.39	755	0.199	827	0.0214
396	0.00993	468	0.962	540	1.46	612	2.14	684	1.36	756	0.194	828	0.0218
397	0.0115	469	0.946	541	1.46	613	2.16	685	1.33	757	0.187	829	0.0200
398	0.0117	470	0.929	542	1.47	614	2.18	686	1.31	758	0.181	830	0.0202
399	0.0135	471	0.911	543	1.48	615	2.19	687	1.28	759	0.176	831	0.0191
400	0.0102	472	0.890	544	1.50	616	2.20	688	1.25	760	0.170	832	0.0190
401	0.0133	473	0.865	545	1.50	617	2.22	689	1.22	761	0.165	833	0.0182
402	0.0123	474	0.842	546	1.51	618	2.23	690	1.19	762	0.161	834	0.0175
403	0.0144	475	0.817	547	1.52	619	2.25	691	1.17	763	0.155	835	0.0175
404	0.0134	476	0.799	548	1.53	620	2.25	692	1.14	764	0.151	836	0.0176
405	0.0153	477	0.785	549	1.54	621	2.27	693	1.11	765	0.147	837	0.0160
406	0.0155	478	0.769	550	1.55	622	2.28	694	1.09	766	0.143	838	0.0152
407	0.0149	479	0.759	551	1.56	623	2.29	695	1.07	767	0.137	839	0.0155
408	0.0153	480	0.755	552	1.56	624	2.30	696	1.04	768	0.133	840	0.0149
409	0.0154	481	0.754	553	1.57	625	2.30	697	1.01	769	0.130	841	0.0149
410	0.0178	482	0.759	554	1.58	626	2.32	698	0.993	770	0.126	842	0.0146
411	0.0187	483	0.761	555	1.58	627	2.32	699	0.968	771	0.121	843	0.0139
412	0.0217	484	0.769	556	1.59	628	2.33	700	0.949	772	0.117	844	0.0139
413	0.0244	485	0.781	557	1.59	629	2.33	701	0.924	773	0.114	845	0.0133
414	0.0279	486	0.788	558	1.60	630	2.34	702	0.902	774	0.110	846	0.0139
415	0.0308	487	0.793	559	1.60	631	2.33	703	0.877	775	0.107	847	0.0126
416	0.0363	488	0.804	560	1.61	632	2.34	704	0.854	776	0.104	848	0.0124
417	0.0410	489	0.812	561	1.61	633	2.35	705	0.832	777	0.101	849	0.0114
418	0.0448	490	0.824	562	1.61	634	2.34	706	0.812	778	0.0978	850	0.0117
419	0.0531	491	0.834	563	1.62	635	2.34	707	0.791	779	0.0940		
420	0.0599	492	0.848	564	1.62	636	2.34	708	0.770	780	0.0914		
421	0.0673	493	0.858	565	1.62	637	2.34	709	0.750	781	0.0895		